



STANDARD FEATURES

Solid timber frame using renewable hardwood

Steel sprung with sprung edge

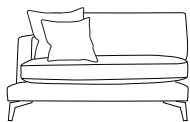
SEAT CUSHION Comfort wrap
UPHOLSTERY Fabric fully upholstered

BACK CUSHION Feather fibre
SCATTER Plain, 100% feather
FEET Metal leg powder coat (3 colours available)

SIDE VIEW

	Seat Height	Seat Depth	Back Height	Arm Height	Leg Height	Scatter Size
	36	89	59	55	12	55 x 55 40 x 40

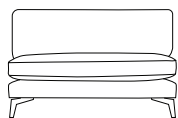
DIMENSIONS - FRONT VIEW



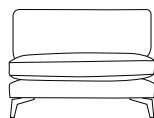
Large 1 arm L/R
128 x 118 x 76



Small 1 arm L/R
108 x 118 x 76

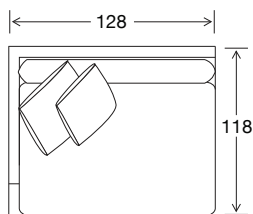


Large no arm
119 x 118 x 76

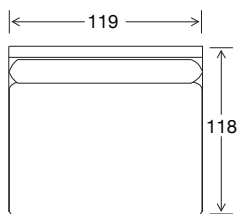


Small no arm
99 x 118 x 76

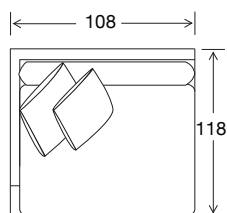
DIMENSIONS - TOP VIEW



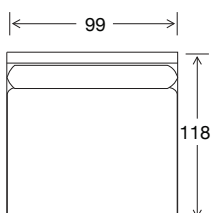
Large 1 arm L/R



Large no arm



Small 1 arm L/R



Small no arm